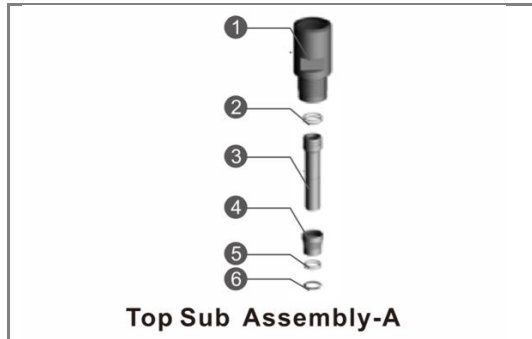
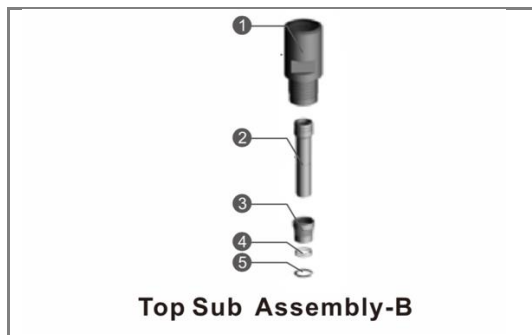


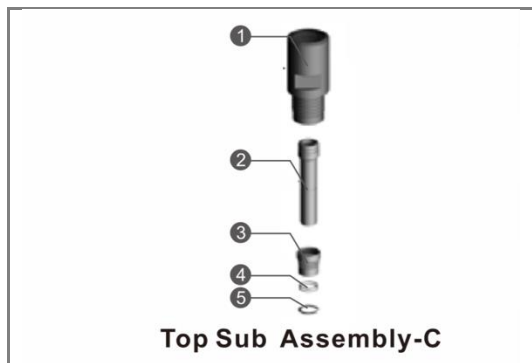
5" R.C. Hammers	Item Description	Weight Kg	Part Number
-----------------	------------------	-----------	-------------



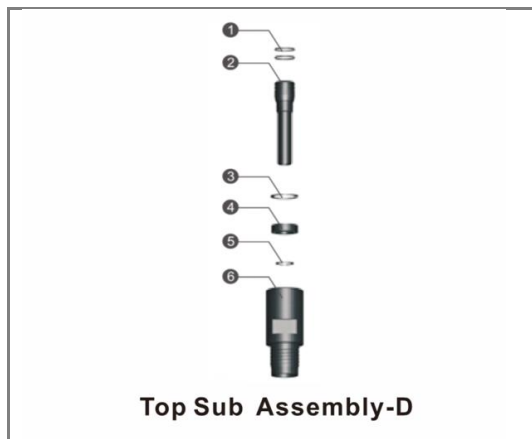
A Top sub Assy Remet 4"			
①	Top Sub-Remet 4"	7.79	BD040-TSUB-R4
②	O Ring (Adaptor Tube Remet 4") x2	0.02	BD040-SK-ASCREEN-R4
③	Adaptor Tube Remet 4"	1.51	BD040-ASCREEN-R4
④	Air Screen	0.5	BD040-AIRSCREEN
⑤	O Ring (Air Screen) x 2	0.02	BD040-SK-AIRSCREEN
⑥	Circlip	0.02	BD040-CIRCLIP



B Top sub Assy Metzke 4"			
①	Top Sub-Metzke 4"	7.79	BD040-TSUB-M4
②	Adaptor Tube Metzke 4"	1.51	BD040-ASCREEN-M4
③	Air Screen	0.5	BD040-AIRSCREEN
④	O Ring (Air Screen) x 2	0.02	BD040-SK-AIRSCREEN
⑤	Circlip	0.02	BD040-CIRCLIP



C Top sub Assy Metzke 4.5"			
①	Top Sub-Metzke 4.5"	7.79	BD040-TSUB-M4.5
②	Adaptor Tube Metzke 4.5"	1.51	BD040-ASCREEN-M4.5
③	Air Screen	0.5	BD040-AIRSCREEN
④	O Ring (Air Screen) x 2	0.02	BD040-SK-AIRSCREEN
⑤	Circlip	0.02	BD040-CIRCLIP



D Top sub Assy Remet 4.5"			
①	O Ring (Adaptor Tube Remet 4.5") x2	0.02	BD040/52-SK-ASCREEN-R4.5
②	Adaptor Tube Remet 4.5"	1.51	BD040/52-ASCREEN-R4.5
③	Circlip A	0.02	BD040/52-CIRCLIP-1
④	Air Screen	0.5	BD040/52-AIRSCREEN-R4.5
⑤	Circlip B	0.02	BD040/52-CIRCLIP-2
⑥	Top Sub-Remet 4.5"	7.79	BD040-TSUB-R4.5

BD040 MARTILLO DE CIRCULACIÓN INVERSA

R.C. HAMMER



Black Diamond
Drilling Americas

5" R.C. Martillos	Descripción del Artículo	Peso Kg	Número de parte
	7 Check Valve/Plunger	0.63	BD040/52-CVALVE
	8 Y Ring (Check Valve)	0.01	BD040/52-SK-CVALVE
	9 Spring	0.12	BD040/52-SPRING
	10 Spring Seat	0.12	BD040/52-SSEAT
	11 Make Up Ring, Steel	0.09	BD040/52-MUR-STEEL
	12 Make Up Ring, Viton	0.06	BD040/52-MUR-VITON
	13 Distributor	1.75	BD040/52-DIST
	14 O Ring (Distributor) x 1	0.02	BD040/52-SK-DIST
	15 O Ring (Sample Tube) x 2	0.02	BD040-SK-STUBE1
	16 O Ring (Sample Tube) x 1	0.02	BD040-SK-STUBE2
	17 Sample Tube Lower	4.32	BD040-STUBE
	18 Mount Sample Tube	1	BD040-STUBE-MOUNT
	19 O Ring (Mount Sample Tube) x 1	0.02	BD040-SK-STUBE-M
	20 Inner Cylinder	7.69	BD040-ICYL
	21 Piston	13.63	BD040-PISTON
	22 External Cylinder/Barrel/Piston Case	24.14	BD040-ECYL
	23 Piston Retaining Ring	0.1	BD040-PRING
	24 Bearing Bush	1.89	BD040-BUSH
	25 O Ring (Bearing Bush) x 1	0.02	BD040-SK-BUSH1
	26 O Ring (Bearing Bush) x 1	0.02	BD040-SK-BUSH2
	27 Bit Stop Ring	0.31	BD040-SRING
	28 O Ring (Bit Stop Ring) x 1	0.02	BD040-SK-SRING
	29 Shroud	2.2	BD040-SHROUD-136/134
	30 Drive Sub	3.67	BD040-DSUB
	31 Drill Bit	15.09	BD040-136DC=TV
	32 Seal Kit (Item2(1)+5(4)+8+14+15+16+19+25+26+28)	0.2	BD040-SK

Datos técnicos

Largo(sin broca)	Peso(sin broca)	Diámetro externo	Vástago de broca	Rango de agujeros	Hilo de conexión
1362mm	80.5kg	Φ120.5mm	BD040	Φ124- Φ142	3.5" – 4.5" Remet 3.5"- 4.5" Metzke
Presión laboral	Tasa de impacto a 2.4Mpa	Velocidad de rotación recomendada	Consumo de aire		
1.5-3.5Mpa	35Hz	25-40r/min	200-500(PSI)		
			300-1200(CFM)		